

**gofanco<sup>®</sup>**

**PRO-HDExtIP-TX  
PRO-HDExtIP-RX**

4K HDMI over IP extender(TX/RX) with POE

**User's Guide**



**PRO-HDExtIP-TX**



**PRO-HDExtIP-RX**



Congratulations for owning a gofanco product. Our products aim to meet all your connectivity needs wherever you go.

Have fun with our products!

Please read this manual carefully before first use.

If you need more information about our products, please visit [www.gofanco.com](http://www.gofanco.com).

For technical support, please email us at [support@gofanco.com](mailto:support@gofanco.com).

For drivers/manuals download, please go to <http://www.gofanco.com/download>.

---

## 1. Introduction

The **PRO-HDExtIP-TX/RX HDMI2.0 over IP Multicast System with Video Wall support & PoE** support boosts up your video/audio transmission distance up to 120m(396ft) in UHD 4K2K format. With cost effective Ethernet cable, users can readily extend UHD sources from DVD players, Blu-ray Disc player, PS3, PC, and any other HDMI sources broadcasting to distant display monitors including HDMI or DVI enabled TV sets or LCD PC monitors. In addition, PRO-HDExtIP-TX/RX is HDCP compliant, and supports PoE, IR and RS-232 pass-through path.

With broadcasting management software and Gigabit Ethernet network switch (supporting IGMP), PRO-HDExtIP-TX/RX is a complete UHD video broadcasting solution for digital signage. It can transmit Full HD 4K2K60 HDMI video broadcasting over IP network. The broadcasting format can be Point to Point, Point to Many, and Multi-Casting. Multi-casting is based on Managed Gigabit Switch with 802.1Q VLAN function which provides control remotely and so multi video sources are allowed and supported.

## 2. Features

- Supports HDMI input up to 4K2K@60 4:4:4 8bits
- Supports HDMI output up to 4K2K@30 RGB
- Supports High Dynamic Range (HDR)
- HDMI 2.0a, HDCP 2.2 compliant
- Supports PoE (Power over Ethernet)
- Flexible and scalable UHD Video Broadcasting by Gigabit Ethernet LAN/Switch(IGMP function required)
- one to one, one to many & multi-casting broadcasting architecture
- Bi-directional IR path, IR signal from 20KHz to 60KHz
- Full Duplex RS-232 control up to 115,200 bps through connector
- Up to 1,023 Groups Multi-Casting
- Latency: 1080P60: 23ms
- Supports Video Wall function
- Supports 180 and 270 clockwise image rotation
- Supports USB2.0

## 3. Package Contents

### **PRO-HDExtIP-TX**

- 1x PRO-HDExtIP-TX
- 1x IR blaster cable
- 1x User Manual

### **PRO-HDExtIP-RX**

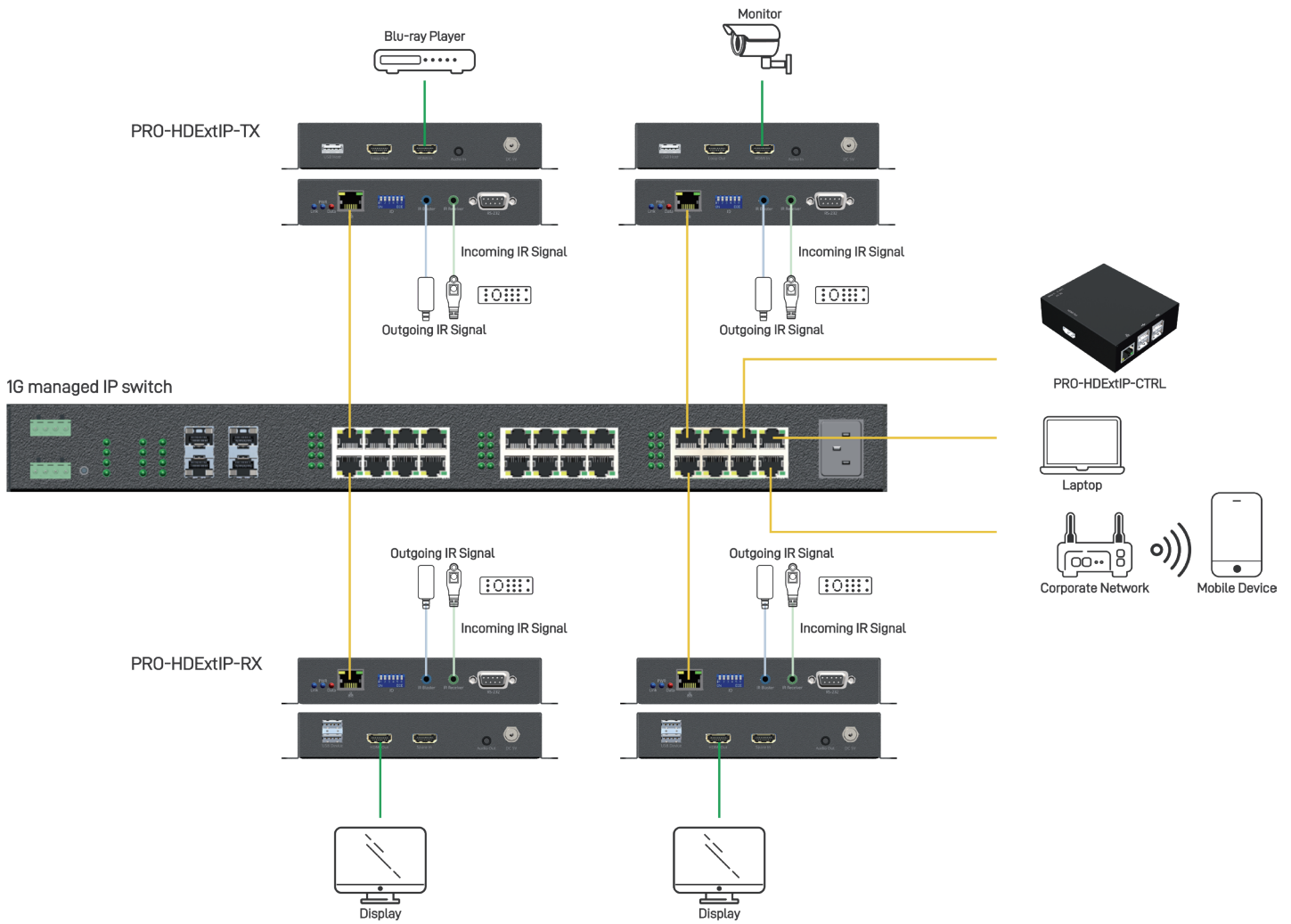
- 1x PRO-HDExtIP-RX
- 1x IR receiver cable
- 1x User Manual

## 4. Specifications

| Item                                | Description  |                          |
|-------------------------------------|--|--------------------------|
|                                     | PRO-HDExtIP-TX   | PRO-HDExtIP-RX           |
| Technical                           |  |                          |
| HDMI compliance                     | HDMI   |                          |
| HDCP compliance                     | Yes  |                          |
| Input Video support                 | Up to 4K2K@60 (4:4:4 8bits)  |                          |
| Output Video support                | Up to 4K2K@30 (RGB)  |                          |
| Latency                             | 2 frames (33 ms) maximum   |                          |
| HDMI over UTP transmission [24-bit] | Ultra HD (4K2K60)-120m (396ft) [CAT.X]   |                          |
| Audio support                       | Surround sound (up to 7.1ch) or stereo digital audio                               |                          |
| Input TMDS signal                   | 1.2 Volts [peak-to-peak]   |                          |
| Input DDC signal                    | 5 Volts [peak-to-peak, TTL]  |                          |
| ESD protection                      | Human body model — ±15kV [air-gap discharge] & ±8kV [contact discharge]            |                          |
| IR pass-thru                        | Full-duplex bi-directional   |                          |
| RS-232 support                      | Yes  |                          |
| Input                               | 1x HDMI+2x 3.5mm+1x USB  | 1x RJ45+1x HDMI+1x 3.5mm |
| Output                              | 1x RJ45+1x HDMI+1x 3.5mm   | 1x HDMI+2x 3.5mm+2x USB  |
| In/ Out                             | 1x DIN9  | 1x DIN9                  |
| HDMI source control                 | Controllable via IR pass-through from RX to TX and from TX to RX with IR extenders |                          |
| IR remote control                   | Electro-optical characteristics: = 25° / Carrier frequency: 20-60kHz               |                          |
| HDMI connector                      | Type A [19-pin female]   |                          |
| Min DIN connector                   | DIN-9  |                          |
| RJ45 connector                      | WE/SS 8P8C with 2 LED indicators   |                          |
| 3.5mm connector                     | IR blaster & IR receiver   |                          |

| Mechanical                |         | PRO-HDExtIP-TX                            | PRO-HDExtIP-RX                            |
|---------------------------|---------|---|---|
| Housing                   |         | Metal enclosure                           |   |
| Dimensions<br>[L x D x H] | Model   | 170 x 101 x 29mm<br>[6.7" x 3.9" x 1.1"]  | 170 x 101 x 29mm<br>[6.7" x 3.9" x 1.1"]  |
|                           | Package | 198 x 137 x 74mm<br>[7.8" x 5.4" x 2.9"]  | 198 x 137 x 74mm<br>[7.8" x 5.4" x 2.9"]  |
|                           | Carton  | 420 x 400 x 300mm<br>[1'4"x 1'3" x 11.8"] | 420 x 400 x 300mm<br>[1'4"x 1'3" x 11.8"] |
| Weight                    | Model   | 451g [1lbs]                               | 451g [1lbs]                               |
|                           | Package | 744g [1.6lbs]                             | 744g [1.6lbs]                             |
| Fixedness                 |         | Wall-mounting case with screws            |   |
| Power supply              |         | 5V 2A DC / 48V POE                        |   |
| Power consumption         |         | 6 Watts [max]                             | 5 Watts [max]                             |
| Operation temperature     |         | 0~40°C [32~104°F]                         |   |
| Storage temperature       |         | -20~60°C [-4~140°F]                       |   |
| Relative humidity         |         | 20~90% RH [no condensation]               |   |

## 5. Connection Diagram






## 6. Panel Description


### PRO-HDExtIP-TX

#### Front Panel



- 1. USB:** Connect to upstream USB host
- 2. HDMI loopout:** Connects to a HDMI display with a HDMI male-male cable.
- 3. HDMI IN:** Connects to a HDMI source with a HDMI male-male cable
- 4. Analog audio line in:** Connect to upstream speaker output
- 5. +5V DC:** Connect to 5V DC power supply

#### Rear Panel




- 6. Link LED indicator:**
  - [Blink] When unit connect a Cat-5/5e/6 cable
  - [Shine] When transmitting unit connect to a HDMI source and linked to the receiving unit
- 7. System LED indicator:**
  - [Blink] When unit connect a power supply unit
  - [Shine] After booting, when device become stably



- 8. **Info LED indicator:** When user click the LED button from software, the LED light will blink 30 seconds.
- 9. **RJ-45:** Gigabit Ethernet port
- 10. **Dip Switch:** Video channel selection
- 11. **IR Blaster:** Infrared 3.5mm socket for plugging in the extension cable of IR blaster
- 12. **IR Receiver:** Infrared 3.5mm socket for plugging in the extension cable of IR receiver
- 13. **RS-232:** Connect to PC serial port with a DSUB-9 male-male cable here

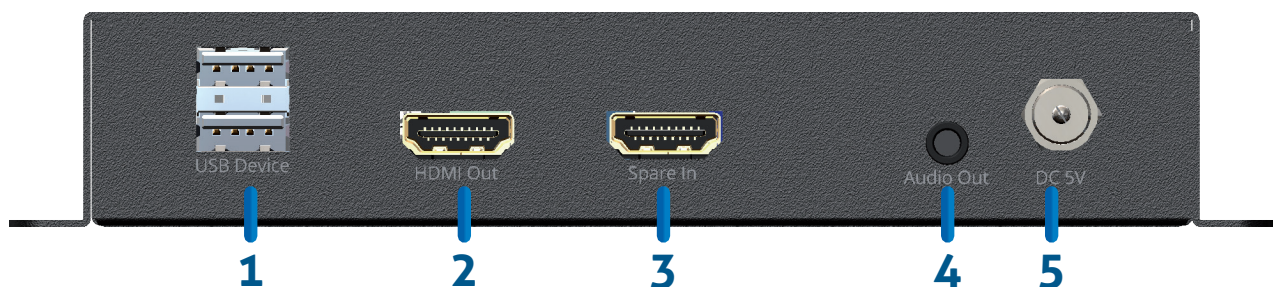
Bottom Panel



- 14. **Dip Switch:** RS-232 mode selection, [ON] debug mode; [OFF] bypass mode


## PRO-HDExtIP-RX

### Front Panel



- 1. USB(USB 2.0 downstream port):** Connect to USB flash driver or other USB devices
- 2. HDMI OUT:** Connect to a HDMI display with a HDMI male-male cable
- 3. HDMI IN:** Connects to a HDMI source with a HDMI male-male cable
- 4. Analog audio line out:** Connect to downstream headphone output
- 5. +5V DC:** Connect to 5V DC power supply


### Rear Panel



- 6. Link LED indicator:**  
[Blink] When unit connect a Cat-5/5e/6 cable  
[Shine] When transmitting unit connect to a HDMI source and linked to the receiving unit
- 7. System LED indicator:**  
[Blink] When unit connect a power supply unit  
[Shine] After booting, when device become stabl

- 8. **Info LED indicator:** When user click the LED button from software, the LED light will blink 30 seconds.
- 9. **RJ-45:** Gigabit Ethernet port
- 10. **Dip Switch:** Video channel selection
- 11. **IR Blaster:** Infrared 3.5mm socket for plugging in the extension cable of IR blaster
- 12. **IR Receiver:** Infrared 3.5mm socket for plugging in the extension cable of IR receiver
- 13. **RS-232:** Connect to PC serial port with a DSUB-9 male-male cable here

Bottom Panel



- 14. **Dip Switch:** RS-232 mode selection, [ON] debug mode; [OFF] bypass mode

## Notes: TX/RX group ID dip-switch setting

| ID | Pin1 | Pin2 | Pin3 | Pin4 | Pin5 | Pin6 |
|----|------|------|------|------|------|------|
| 0  | ↑    | ↑    | ↑    | ↑    | ↑    | ↑    |
| 1  | ↓    | ↑    | ↑    | ↑    | ↑    | ↑    |
| 2  | ↑    | ↓    | ↑    | ↑    | ↑    | ↑    |
| 3  | ↓    | ↓    | ↑    | ↑    | ↑    | ↑    |
| 4  | ↑    | ↑    | ↓    | ↑    | ↑    | ↑    |
| 5  | ↓    | ↑    | ↓    | ↑    | ↑    | ↑    |
| 6  | ↑    | ↓    | ↓    | ↑    | ↑    | ↑    |
| 7  | ↓    | ↓    | ↓    | ↑    | ↑    | ↑    |
| 8  | ↑    | ↑    | ↑    | ↓    | ↑    | ↑    |
| 9  | ↓    | ↑    | ↑    | ↓    | ↑    | ↑    |
| 10 | ↑    | ↓    | ↑    | ↓    | ↑    | ↑    |
| 11 | ↓    | ↓    | ↑    | ↓    | ↑    | ↑    |
| 12 | ↑    | ↑    | ↓    | ↓    | ↑    | ↑    |
| 13 | ↓    | ↑    | ↓    | ↓    | ↑    | ↑    |
| 14 | ↑    | ↓    | ↓    | ↓    | ↑    | ↑    |
| 15 | ↓    | ↓    | ↓    | ↓    | ↑    | ↑    |
| 16 | ↑    | ↑    | ↑    | ↑    | ↓    | ↑    |
| 17 | ↓    | ↑    | ↑    | ↑    | ↓    | ↑    |
| 18 | ↑    | ↓    | ↑    | ↑    | ↓    | ↑    |
| 19 | ↓    | ↓    | ↑    | ↑    | ↓    | ↑    |
| 20 | ↑    | ↑    | ↓    | ↑    | ↓    | ↑    |
| 21 | ↓    | ↑    | ↓    | ↑    | ↓    | ↑    |
| 22 | ↑    | ↓    | ↓    | ↑    | ↓    | ↑    |
| 23 | ↓    | ↓    | ↓    | ↑    | ↓    | ↑    |
| 24 | ↑    | ↑    | ↑    | ↓    | ↓    | ↑    |
| 25 | ↓    | ↑    | ↑    | ↓    | ↓    | ↑    |
| 26 | ↑    | ↓    | ↑    | ↓    | ↓    | ↑    |
| 27 | ↓    | ↓    | ↑    | ↓    | ↓    | ↑    |
| 28 | ↑    | ↑    | ↓    | ↓    | ↓    | ↑    |
| 29 | ↓    | ↑    | ↓    | ↓    | ↓    | ↑    |
| 30 | ↑    | ↓    | ↓    | ↓    | ↓    | ↑    |
| 31 | ↓    | ↓    | ↓    | ↓    | ↓    | ↑    |

| ID | Pin1 | Pin2 | Pin3 | Pin4 | Pin5 | Pin6 |
|----|------|------|------|------|------|------|
| 32 | ↑    | ↑    | ↑    | ↑    | ↑    | ↓    |
| 33 | ↓    | ↑    | ↑    | ↑    | ↑    | ↓    |
| 34 | ↑    | ↓    | ↑    | ↑    | ↑    | ↓    |
| 35 | ↓    | ↓    | ↑    | ↑    | ↑    | ↓    |
| 36 | ↑    | ↑    | ↓    | ↑    | ↑    | ↓    |
| 37 | ↓    | ↑    | ↓    | ↑    | ↑    | ↓    |
| 38 | ↑    | ↓    | ↓    | ↑    | ↑    | ↓    |
| 39 | ↓    | ↓    | ↓    | ↑    | ↑    | ↓    |
| 40 | ↑    | ↑    | ↑    | ↓    | ↑    | ↓    |
| 41 | ↓    | ↑    | ↑    | ↓    | ↑    | ↓    |
| 42 | ↑    | ↓    | ↑    | ↓    | ↑    | ↓    |
| 43 | ↓    | ↓    | ↑    | ↓    | ↑    | ↓    |
| 44 | ↑    | ↑    | ↓    | ↓    | ↑    | ↓    |
| 45 | ↓    | ↑    | ↓    | ↓    | ↑    | ↓    |
| 46 | ↑    | ↓    | ↓    | ↓    | ↑    | ↓    |
| 47 | ↓    | ↓    | ↓    | ↓    | ↑    | ↓    |
| 48 | ↑    | ↑    | ↑    | ↑    | ↓    | ↓    |
| 49 | ↓    | ↑    | ↑    | ↑    | ↓    | ↓    |
| 50 | ↑    | ↓    | ↑    | ↑    | ↓    | ↓    |
| 51 | ↓    | ↓    | ↑    | ↑    | ↓    | ↓    |
| 52 | ↑    | ↑    | ↓    | ↑    | ↓    | ↓    |
| 53 | ↓    | ↑    | ↓    | ↑    | ↓    | ↓    |
| 54 | ↑    | ↓    | ↓    | ↑    | ↓    | ↓    |
| 55 | ↓    | ↓    | ↓    | ↑    | ↓    | ↓    |
| 56 | ↑    | ↑    | ↑    | ↓    | ↓    | ↓    |
| 57 | ↓    | ↑    | ↑    | ↓    | ↓    | ↓    |
| 58 | ↑    | ↓    | ↑    | ↓    | ↓    | ↓    |
| 59 | ↓    | ↓    | ↑    | ↓    | ↓    | ↓    |
| 60 | ↑    | ↑    | ↓    | ↓    | ↓    | ↓    |
| 61 | ↓    | ↑    | ↓    | ↓    | ↓    | ↓    |
| 62 | ↑    | ↓    | ↓    | ↓    | ↓    | ↓    |
| 63 | ↓    | ↓    | ↓    | ↓    | ↓    | ↓    |



## 7. IR Pass-Through

### IR Extenders

IR Blaster



IR Receiver



### IR Sockets

#### IR BLASTER:

plug in the IR blaster to emit all IR command signals received from the IR receiver from the other end to control the devices corresponding to the IR signals.

#### IR RECEIVER:



plug in the IR receiver to receive all IR command signals from the IR remote controls of the corresponding devices.



#### CAUTION

Incorrect placement of IR Blaster and Receiver may result in the failure of the IR extenders. Please check carefully before plugging in the IR extender to the respective IR sockets. Warranty will not cover the damage.

### Definition of IR Earphone Jack



You can buy any IR extension cables in the market that are compatible to the definition of the IR sockets for the matrix if necessary for replacement use. However, IR cables longer than 2m (6-ft) may not work.

## 8. Limited Warranty

The SELLER warrants the **PRO-HDExtIP-TX/RX HDMI2.0 over IP Multicast System with Video Wall support & PoE** free from defects in the material and workmanship for 1 year from the date of purchase from the SELLER or an authorized dealer. Should this product fail to be in good working order within 1 year warranty period, The SELLER, at its option, repair or replace the unit, provided that the unit has not been subjected to accident, disaster, abuse or any unauthorized modifications including static discharge and power surge. This warranty is offered by the SELLER for its BUYER with direct transaction only. This warranty is void if the warranty seal on the metal housing is broken.

Unit that fails under conditions other than those covered will be repaired at the current price of parts and labor in effect at the time of repair. Such repairs are warranted for 90 days from the day of reshipment to the BUYER. If the unit is delivered by mail, customers agree to insure the unit or assume the risk of loss or damage in transit. Under no circumstances will a unit be accepted without a return authorization number.

The warranty is in lieu of all other warranties expressed or implied, including without limitations, any other implied warranty or fitness or merchantability for any particular purpose, all of which are expressly disclaimed.

Proof of sale may be required in order to claim warranty. Customers outside Taiwan are responsible for shipping charges to and from the SELLER. Cables and power adapters are limited to a 30 day warranty and must be free from any markings, scratches, and neatly coiled.

The content of this manual has been carefully checked and is believed to be accurate. However, The SELLER assumes no responsibility for any inaccuracies that may be contained in this manual. The SELLER will NOT be liable for direct, indirect, incidental, special, or consequential damages resulting from any defect or omission in this manual, even if advised of the possibility of such damages. **Also, the technical information contained herein regarding the PRO-HDExtIP-TX/RX features and specifications is subject to change without further notice.**

---

## Disclaimer

The product name and brand name may be registered trademarks of related manufacturers. TM and ® may be omitted on the user's guide. The pictures on the user's guide are just for reference, and there may be some slight differences with the actual products.

We reserve the rights to make changes without prior notice to a product or system described herein to improve reliability, function, or design.





*Thank you for choosing gofanco*

[www.gofanco.com](http://www.gofanco.com)